



**SECURITY MIRROR  
INDUSTRIES LIMITED**

OUTDOOR CONVEX  
DETECTION MIRROR

# SERIES SPVV

## CONVEX FRAME

Provides a wide angled view to see around corners and hidden areas. Helps to reduce accidents and discourages shoplifting. Recommended to be used for locations where glass mirrors might prove hazardous, as in food processing plants, hospitals, schools institutions and retail stores. Fully adjustable to almost any angle, these mirrors add further security and safety to all retail institutional and industrial applications.

## MIRROR

Made from 3mm acrylic. Recommended for outdoor locations. Convex shape provides panoramic view clear glass.

## STOCK SIZES

Diam.	Distance Covered
12 " DIA	10 ft.
18 " DIA	25 ft.
24 " DIA	35 ft.
26 " DIA	40 ft.
30 " DIA	45 ft.
36 " DIA	

Weight: 4 lbs / sq. ft (NOT BOXED)



\* Comes Complete (All Hardware) minus the screws




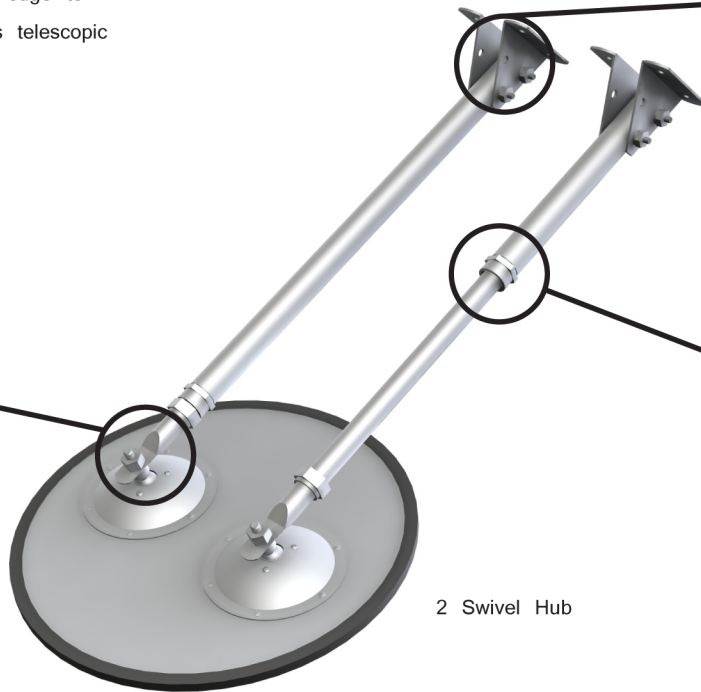

**SECURITY MIRROR  
INDUSTRIES LIMITED**

OUTDOOR CONVEX  
DETECTION MIRROR

# SERIES SPVV

## FEATURES

Manufactured with steel backing and sealed edge to protect mirror. Installation hardware includes telescopic arms, swivel hubs, and mounting brackets.



Mounting bracket attaches to post or wall




2 Swivel Hub

## INSTRUCTIONS



1. Mount arm(s) in desired location.  
Requires 4 ea #8 screws.



2. Attach arm to swivel ball on hub



3. Back off 1 or 2 screws on hub, **1/2 turn only**. Adjust angle of mirror, retighten hub screws.